

## Original Article

## Risk of child poverty and social exclusion in two Spanish regions: social and family determinants



Llúcia González<sup>a,b</sup>, Marisa Estarlich<sup>a,b,c,\*</sup>, Mario Murcia<sup>a,b</sup>, Isabel Larrañaga<sup>d,e</sup>, Florencia B. Barreto<sup>e,f</sup>, Loreto Santa-Marina<sup>b,d,e</sup>, Enrique Arranz<sup>e,f</sup>, Lourdes Cirugeda<sup>b,g,h</sup>, Sandra Simó<sup>i</sup>, Marisa Rebagliato<sup>a,b,j</sup>

<sup>a</sup> Joint Research Unit in Epidemiology, Environment and Health, FISABIO-University of Valencia-Universitat Jaume I, Valencia, Spain

<sup>b</sup> Spanish Consortium for Research on Epidemiology and Public Health (CIBERESP), Spain

<sup>c</sup> Department of Infirmary and Chiropody, University of Valencia, Valencia, Spain

<sup>d</sup> Public Health Division of Gipuzkoa, Basque Government, San Sebastián, Spain

<sup>e</sup> BIODONOSTIA Health Research Institute, San Sebastián, Spain

<sup>f</sup> University of Basque Country, UPV/EHU, Leioa, Spain

<sup>g</sup> ISGlobal, Barcelona, Spain

<sup>h</sup> Department of Experimental and Health Sciences, Universitat Pompeu Fabra, Barcelona, Spain

<sup>i</sup> Department of Basic Psychology, University of Valencia, Valencia, Spain

<sup>j</sup> Predepartamental Unit of Medicine, Universitat Jaume I, Castellón de la Plana, Spain

## ARTICLE INFO

## Article history:

Received 2 August 2019

Accepted 5 November 2019

Available online 21 January 2020

## Keywords:

Poverty

Low work intensity

AROPE

Inequalities

Material deprivation

Children

## ABSTRACT

**Objective:** Describe the risk of poverty and social exclusion in children aged 8–11 years from Gipuzkoa and Valencia (Spain), through AROPE (At Risk Of Poverty or Social Exclusion) indicators, and evaluate their associated factors in the INMA Project (Childhood and Environment).

**Method:** Families in Gipuzkoa and Valencia (394 and 382, respectively) completed a questionnaire in 2015–2016. Low work intensity (LWI), at risk of poverty (RP) and material deprivation (MD) were estimated. AROPE consisted in meeting any of the previous sub-indicators. Socio-demographic, family and parental characteristics were considered. Frequencies, Venn's diagrams, and chi-square and Fisher tests were used in bivariate analysis and logistic regression in multivariate analysis.

**Results:** For LWI, RP, MD and AROPE, prevalence of 2.5%, 5.6%, 2.3% and 7.2% were obtained in Gipuzkoa, and 8.1%, 31.5%, 7.8% and 34.7% in Valencia, respectively. In the multivariate analysis, the AROPE was associated in both areas with maternal social class and non-nuclear families. In Gipuzkoa, it was also related to maternal education. In Valencia, other factors were the mother's foreign origin, and paternal education and smoking.

**Conclusion:** There is higher AROPE prevalence in Valencia. Social class and family type were shared factors, but a differential pattern is observed in other social determinants. It is essential to implement social policies to reduce this axis of inequalities in health, especially in childhood.

© 2019 SESPAS. Published by Elsevier España, S.L.U. This is an open access article under the CC BY-NC-ND license (<http://creativecommons.org/licenses/by-nc-nd/4.0/>).

## Riesgo de pobreza infantil y exclusión social en dos regiones españolas: determinantes sociales y familiares

## RESUMEN

**Objetivo:** Describir el riesgo de pobreza y exclusión social en niños/as de 8–11 años de Gipuzkoa y Valencia (España), mediante los indicadores AROPE (*At Risk Of Poverty or Social Exclusion*), y evaluar sus factores asociados en el Proyecto INMA (Infancia y Medio Ambiente).

**Método:** Familias de Gipuzkoa y Valencia (394 y 382, respectivamente) completaron un cuestionario en 2015–2016. Se estimaron la baja intensidad de trabajo (BIT), el riesgo de pobreza (RP) y la privación material (PM). AROPE consistió en cumplir cualquiera de estos subindicadores. Se consideraron características sociodemográficas, familiares y parentales. Se usaron diagramas de Venn, los test de Ji-cuadrado y Fisher en los análisis bivariados, y regresión logística en los análisis multivariados.

**Resultados:** Se obtuvieron prevalencias para BIT, RP, PM y AROPE del 2,5%, 5,6%, 2,3% y 7,2% en Gipuzkoa, y del 8,1%, 31,5%, 7,8% y 34,7% en Valencia, respectivamente. En el análisis multivariado, el AROPE se asoció en ambas áreas con la clase social materna y la familia no nuclear. En Gipuzkoa, también se relacionó con la educación materna. En Valencia, otros factores fueron el origen extranjero materno y la educación y el tabaquismo paternos.

## Palabras clave:

Pobreza

Baja intensidad de empleo

AROPE

Desigualdades

Privación material

Infancia

\* Corresponding author.

E-mail address: [maeses2@uv.es](mailto:maeses2@uv.es) (M. Estarlich).

**Conclusión:** Hay un AROPE más alto en Valencia. La clase social y el tipo de familia fueron factores compartidos, pero se observa un patrón diferencial en otros determinantes sociales. Es esencial implementar políticas sociales para reducir este eje de desigualdad en salud, especialmente en la infancia.

© 2019 SESPAS. Publicado por Elsevier España, S.L.U. Este es un artículo Open Access bajo la licencia CC BY-NC-ND (<http://creativecommons.org/licenses/by-nc-nd/4.0/>).

## Introduction

The Great Recession<sup>1</sup> has spurred poverty and social exclusion.<sup>2</sup> Poverty is defined as not having enough resources to live with dignity.<sup>3</sup> Social exclusion refers to citizens that are not allowed to play a role in society because of their characteristics.<sup>3</sup> This exclusion acts through different paths: by impeding access to higher education, employment opportunities and a regular income, by obstructing the way to governance<sup>3</sup>, and fostering learned helplessness.<sup>4</sup>

The economic strategy of European Union (EU) “Europe 2020” proposed reducing in 20 million the European population suffering poverty,<sup>5</sup> as measured by the At Risk Of Poverty or Social Exclusion (AROPE).<sup>2,6–10</sup> This indicator describes poverty (based on income),<sup>11</sup> employment problems (based on work intensity), and material deprivation (lacking some items).<sup>6</sup>

In comparison to 2009 (when “Europe 2020” was introduced), by 2015 several countries had reduced AROPE; other had not met their objectives, and three (Greece, Cyprus, and Spain) showed increasing trends.<sup>6</sup> In Spain, 22.3% of the population are at risk of poverty, 14.9% have low work intensity, 5.8% have severe material deprivation, and 29.7% are AROPE.<sup>8</sup> This indicator is not homogeneous throughout Spain, as it reached in 2016 a range of 14–40% depending on the region considered.<sup>9</sup>

This issue is important in general population, but a more vulnerable group such as children has even higher rates of poverty: 32.9% of children are in AROPE households, 29.7% are below the poverty threshold, and 7.1% suffers from severe material deprivation.<sup>8</sup> Childhood and adolescence are periods of evolution,<sup>12</sup> and influences received by then may have short and long term implications. Firstly, this exposure could increase the risk for health problems such as growth retardation, asthma, or injuries.<sup>13,14</sup> Secondly, poverty influences mental wellbeing, by having less coping strategies and expectations,<sup>15</sup> presenting more cognitive deterioration, and depression.<sup>12</sup> And thirdly, poverty determines health habits such as having a healthy diet or the abuse of substances.<sup>13</sup>

Child poverty is often determined by family characteristics: having low educated,<sup>6,16</sup> young,<sup>16,17</sup> unemployed<sup>6,17</sup> or immigrant<sup>6</sup> parents increased the risk of poverty, as well as living in a rural area<sup>6,16,17</sup> or in a single-parent family.<sup>6,16</sup> Parental education appears to be a strong determinant that crosses from one generation to the next: <sup>6</sup> in 2015, at least 65.5% of European children of low educated parents were at risk of poverty or social exclusion.<sup>6</sup>

An approach where both parents may play a role will be necessary to understand the differential effect of maternal a paternal education, social class, or unemployment<sup>6</sup> on child poverty. We already reported in the INMA Project<sup>18</sup> a socioeconomic gradient in child's cognitive scores at 5 years of age,<sup>19</sup> with differential impact, being maternal education and paternal social class the stronger social determinants. Socioeconomic gradient studied by classical concepts such as parental education, social class and employment status has been widely explored; however, more comprehensive indicators need to be considered, such as poverty and social exclusion, to identify those households at social risk.

To our knowledge, none of the reviewed studies have used primary data at regional level to identify factors potentially influential

in child poverty: they rather used national<sup>2,7–9</sup> or supranational<sup>10</sup> surveys, which are inaccurate at a regional level.<sup>20</sup> The aim of the present study is to describe the risk of poverty and social exclusion, as measured by the AROPE indicators, in households of children aged 8 to 11 years in Gipuzkoa and in Valencia INMA cohorts, two regions with different wealth levels; and to assess the relationship of socio-demographic and family characteristics with AROPE indicators in each area, considering maternal and paternal factors.

## METHOD

### Study design and population

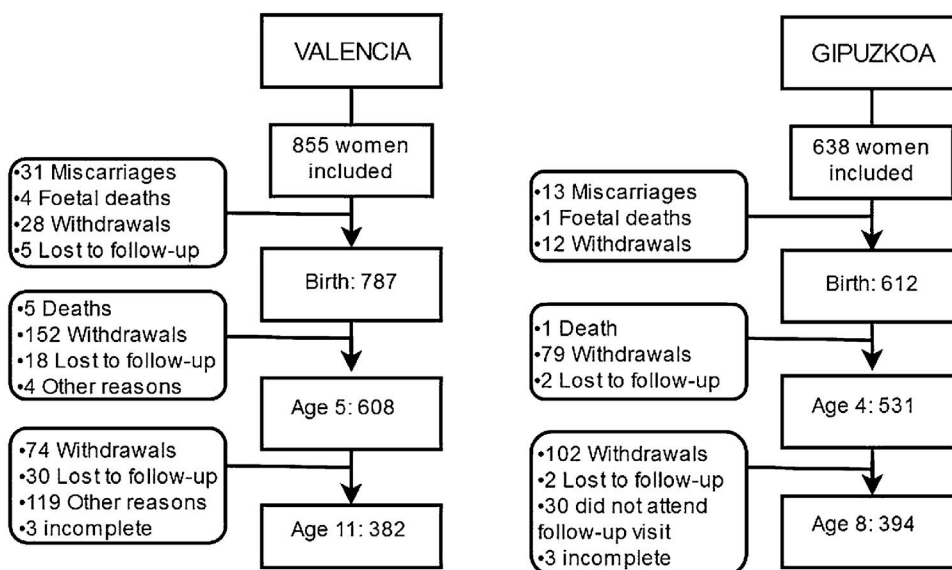
INMA (*Infancia y Medio Ambiente* - Environment and Childhood) Project is a Spanish population-based mother-and-child multicenter cohort study.<sup>18</sup> This study uses data from INMA Valencia and Gipuzkoa cohorts. Mothers were recruited during their first prenatal visit to La Fe Hospital (Valencia) in 2003–2005, and Zumárraga Hospital (Gipuzkoa) in 2006–2008. The inclusion criteria were >16 years of age, singleton pregnancy, intention of undergoing follow-up and delivery in their hospital, no impediment for communication, and no assisted conception.<sup>18,19</sup> Withdrawals, exclusions, and children's age at follow-up visits are shown in [Figure 1](#). A cross-sectional design was used in the present study within the INMA cohort framework. We collected data on AROPE indicators of participant families between 2015 and 2016, when children were 11 and 8 years old in Valencia and Gipuzkoa cohorts, respectively. In the present study, the final sample was 394 families in Gipuzkoa and 382 in Valencia. Cohorts were approved by their local institutional ethical review boards, and consent to participate was obtained from participants.

### AROPE indicators

AROPE indicators were assessed by structured questionnaires self-completed by parents in their homes and revised by a trained interviewer at the beginning of the follow-up visits. AROPE comprises three sub-indicators which are calculated in each household (see [Appendix 1 online](#)): low work intensity (LWI) (having worked <20% of available hours of their members in working age), at risk of poverty (RP) (having <60% of Spanish median income per consumption unit) and risk of material deprivation (MD) (lacking  $\geq 4$  necessary items from a list of 9).<sup>9</sup> Traditionally, the cut-off point used for determining families at risk of MD has been severe MD (lacking  $\geq 4$  elements). However, for this study, this variable was dichotomized as low vs medium and severe MD (lacking  $\geq 3$  elements) due to the few number of cases in severe MD.

AROPE<sup>8,9</sup> were those households fulfilling at least one of the three previous sub-indicators (LWI, PBUP or MD).

In the same follow-up visit, some additional information regarding family economic situation was requested, such as making ends meet, how was their economic situation in comparison to 2007, and if the household had received any income in the past month (see [Appendix 1 online](#)).



**Figure 1.** Flowchart describing cohort follow-up.

### Variables and data collection

Variables regarding other socio-demographic and family characteristics were collected by self-completed questionnaires supported by the interviewer at different follow-up visits (week 12, and 32 of pregnancy, and age 4–5, and 8–11). Socio-demographic characteristics (social class, educational level, country of origin, parental age and parental working status), family and child characteristics (type of family, number of siblings), parental characteristics (mental health, smoking status) were collected at different follow-up points (see Appendix 1 online).

### Data imputation

Simple data imputation was performed for the household income in 33 and 122 cases in Valencia and Gipuzkoa, respectively, in order to avoid missing data in RP and AROPE (further information on imputation method is described in Appendix 2 on line, Tables Ia and Ib). In both cases, a wide range of related variables were used in a forward procedure, by using linear regression, with a p-value for exclusion of 0.20 and a p-value for inclusion of 0.10. Imputation was performed with Stata 12th Version.

### Statistical analysis

Percentages and bar and Venn diagrams were used in the descriptive analysis.

The relationship of socio-economic and family characteristics with the AROPE indicator was assessed by cohort and taking into account both mother and father factors, when available, using for bivariate analysis chi-square, Fisher tests, and simple logistic regression. Multivariate logistic models using imputed data were built to identify those factors that better predicted the risk of poverty and social exclusion in the families of each cohort, after adjusting for the other potential determinants. The final model was built according to the following steps: firstly, simple logistic regressions were performed to assess AROPE relation with covariates. Those which obtained a  $p \leq 0.20$  were selected, with the exception of employment situation which was part of AROPE. The final models were calculated for each cohort, excluding sequentially those variables not related at  $p \leq 0.10$  in the adjusted model following a backward stepwise selection procedure. A sensitivity analysis

was performed with non-imputed data including only those variables selected in the final models in order to replicate them. Statistical analyses were carried out using SPSS, version 24.0 and R Version 3.5.1. Figures 2 to 5 were created with R Version 3.5.1, and Figure 1 was created with the open source diagram technology draw.io.

## Results

### Sample distribution

The sample description is shown in Table II in Appendix 2 online. Distributions across cohorts were statistically different. More advantaged positions were observed in Gipuzkoa, where parents were slightly older and more often classified as being employed, or having higher social position or education than in Valencia. In Gipuzkoa, there was a higher proportion of nuclear families than in Valencia and parents were less likely to be smokers or foreigners. No differences were found across parental mental health and paternal current smoking habit.

### AROPE indicators and other family economic characteristics

Descriptive analysis of the AROPE and other family's economic indicators is plotted in Figure 2. Most of the indicators considered were found statistically different between cohorts, with the exception of "Not eating meat or fish every two days" and "Not having received income in the last month". Higher risks were observed in Valencia, in comparison to Gipuzkoa: in Valencia, 7.8% of households had MD, 8.1% had LWI, 31.5% were RP and 34.7% were AROPE; in Gipuzkoa, these rates were 2.3%, 2.5%, 5.6% and 7.2%, respectively.

### Interrelation of AROPE sub-indicators

The interrelation between MD, LWI, RP are represented in Figures 3 and 4 by Venn's diagrams for Valencia and Gipuzkoa. When considering non-shared contributions to AROPE, RP sub-indicator emerged as the most relevant, representing 20.8% and 3.5% of the sample for Valencia and Gipuzkoa, respectively. In Valencia, no overlapping between MD and LWI was observed. Several cases were found to be at risk in all three sub-indicators, representing the 2.4% and 0.8% of AROPE in Valencia and Gipuzkoa, respectively.

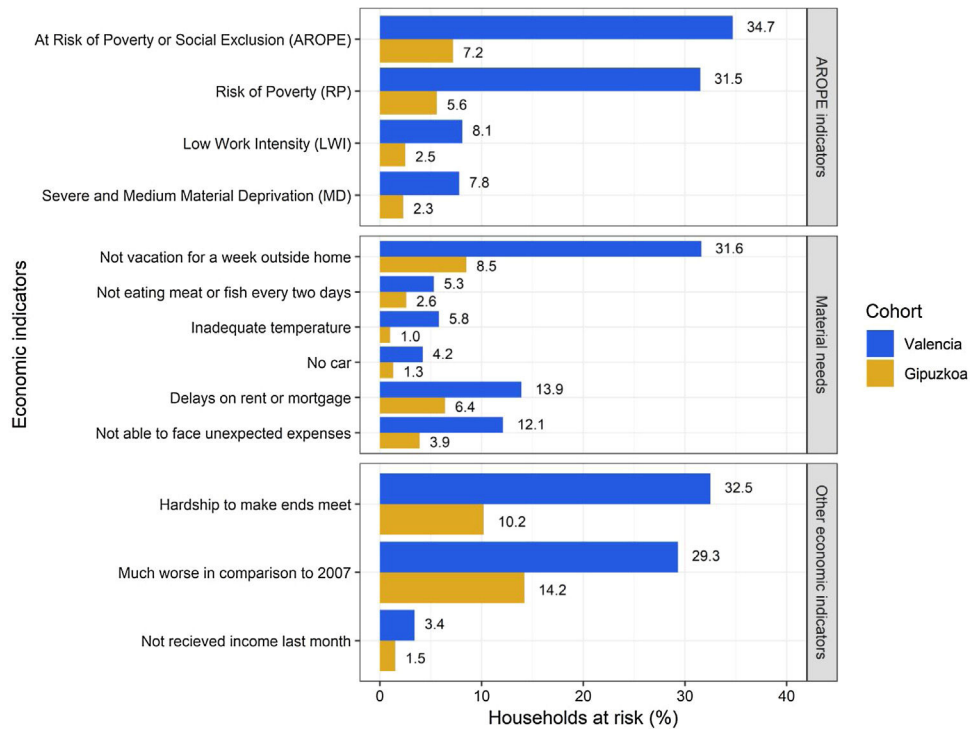


Figure 2. Economic characteristics of households.

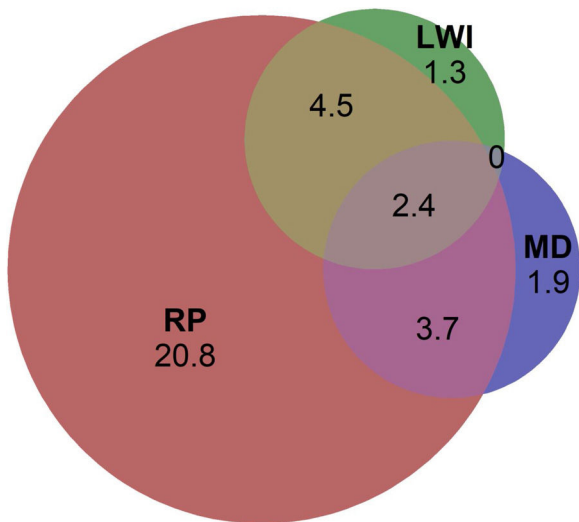


Figure 3. Interrelation of low work intensity (LWI), at risk of poverty (RP) and material deprivation (MD), in Valencia, in AROPE cases (34.7%).

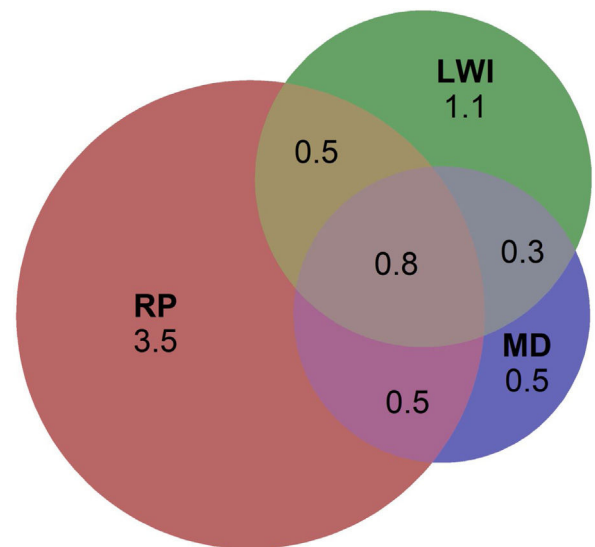


Figure 4. Interrelation of low work intensity (LWI), at risk of poverty (RP) and material deprivation (MD), in Gipuzkoa, in AROPE cases (7.2%).

Determinants of AROPE

Bivariate analysis between AROPE and all the variables considered is depicted in Table III in Appendix 2 online, and unadjusted univariate regressions comparing the effect of maternal and paternal characteristics through both cohorts can be observed in Figure 5. Those parents who were unemployed, or those who were placed in the lowest social class, were more prone of being AROPE. Regarding education, in Valencia both parents presented higher risks when having lower education. The same happened for mothers in Gipuzkoa, but not for fathers. In general terms, parents from foreign country of origin, as well as those who lived in non-nuclear families were more likely to be AROPE. Number of children and tobacco use was significantly related in Valencia. To be more precise, in Valencia

was found this association for both parents at pregnancy and in the last follow-up visit. Mothers who smoked during pregnancy in Gipuzkoa were also more likely to be AROPE, even when this relation was not statistically significant. Mothers and fathers showed differential patterns of risk when considering cohort: in Valencia, mothers showed stronger associations than fathers in social class and country of origin, and fathers in education and smoking habits. In Gipuzkoa, mothers had a stronger relation than fathers in low social class and education, and fathers in country of origin.

Risk factors model

Our final adjusted risk factors models are shown in Table 1. Social class and type of family were associated with AROPE in both

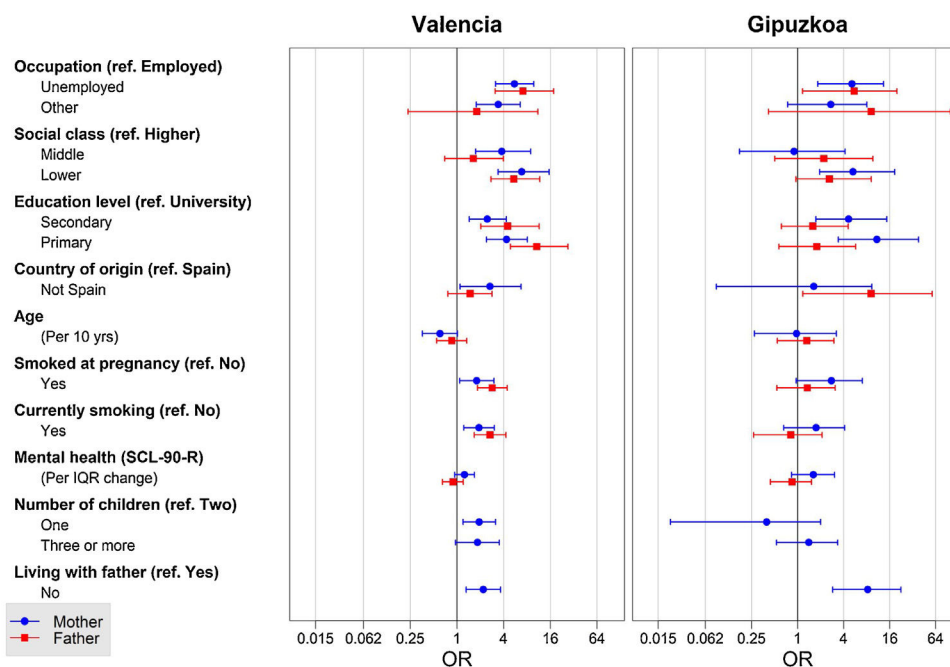


Figure 5. Univariate odds ratio (OR) of AROPE associated factors (95% confidence interval).

Table 1  
Final models for AROPE in Valencia and Gipuzkoa.

		VALENCIA			GIPUZKOA			
		OR	95% CI	p	OR	95% CI	p	
Maternal Social Class	Higher	ref	ref	ref	ref	ref	ref	0.004
	Middle	2.85	1.24	7.1	0.40	0.06	2.16	
	Lower	3.64	1.66	8.69	1.73	0.47	7.46	
Maternal education	Primary				9.05	2.11	43.49	0.009
	Secondary				4.12	1.24	15.89	
	University				ref	ref	ref	
Paternal education	Primary	6.35	2.67	17.16				<0.001
	Secondary	3.61	1.54	9.59				
	University	ref	ref	ref				
Maternal country of origin	Spain	ref	ref	ref				0.004
	Not Spain	4.50	1.60	13.41				
Current paternal smoking	No	ref	ref	ref				0.001
	Yes	2.41	1.41	4.16				
Mother living with father	Yes	ref	ref	ref				0.001
	No	2.58	1.44	4.65	13.71	4.11	46.95	

cohorts, being at higher risk those households with low social class mothers and those non-nuclear families. Additionally, in Gipuzkoa, lower educated mothers were also at higher risk (upper vs. lower [odds ratio (OR): 9.05; 95% confidence interval (95%CI): 2.11–43.49]). However, the final model in Valencia showed as predictor paternal rather than maternal education (upper vs. lower [OR: 6.35; 95%CI: 2.67–17.16]), maternal country of origin (Spain vs. not Spain [OR: 4.50; 95%CI: 1.60–13.41]), and current paternal smoking (no vs. yes [OR: 2.41; 95%CI: 1.41–4.16]).

#### Sensitivity analysis

Sensitivity analysis with non-imputed data is shown in Table IV in Appendix 2 online. The trends and estimates did not change greatly when comparing imputed and non-imputed models.

#### Discussion

We explored the distribution of household poverty or social exclusion in children of two different areas, described by a wide range of variables such as AROPE sub-indicators, economic charac-

teristics and material constraints highly related to child poverty. In the families of our study samples, we found 34.7% and 7.2% of AROPE in Valencia and Gipuzkoa, respectively. For all these descriptive variables, Valencia showed higher risks. In addition, we decomposed AROPE in its sub-indicators, being RP the greater non-shared contributor to AROPE condition, followed by the other two sub-indicators which were widely overlapped to RP. AROPE was more prevalent in unemployed, low educated, low social class and non-Spanish parents, with smoking habits, and in non-nuclear families. Maternal social characteristics showed a preeminent role in Gipuzkoa, especially level of education, in which fathers showed a null effect. Contributions to AROPE were more evenly distributed between parents in Valencia.

#### ARPE indicators in our data and in general population

European Anti-Poverty Network (EAPN) has previously described regional AROPE, estimating 30.5% in Valencian Community and 15.9% in Basque Country<sup>8</sup> for 2016 (Table V in Appendix 2 online). The differences with our results could be explained because our recruitment area was a part of the

region which could not be absolutely representative. In fact, average income in Valencian Community was slightly higher than the average income in Valencia recruitment area,<sup>21</sup> (12.398 vs. 12.127 € of family available income), and Basque Country population was less affluent than Gipuzkoa recruitment area (33.766 vs. 35.579 € of family available income).<sup>22</sup>

Additionally, in the general population very different types of household can be found. However, in this study we used data of families with children which are more prone to poverty.<sup>23</sup> Moreover, nuclear and non-nuclear families have different rates of poverty, showing the latter greater risks.<sup>8</sup> The AROPE prevalence in Valencia may be higher in our sample than in the general population because our cohort has a high rate of non-nuclear families (20.5%).

Finally, in this work, AROPE was calculated using moderate and not severe MD, and this could be overestimating AROPE. However, MD has small weight on AROPE, and the re-estimation with severe MD yielded AROPE rates of 33.6% and 6.6% for Valencia and Gipuzkoa, respectively (Table V in Appendix 2 online).<sup>24</sup>

AROPE is highly correlated with RP.<sup>7</sup> Smaller overlapping of LWI and RP was observed in Gipuzkoa in comparison to Valencia, and non-shared rate of LWI is very similar in both cohorts. Coexistence of high rates of RP and low rates of LWI in Valencia reflects that employed people are at risk of poverty (the working poor).<sup>25</sup> Having an employment does not protect from having low wages, mainly due to precarious contracting. No overlapping of LWI and MD could be partly explained by black economy, which may have been omitted for desirability.

Disparities between Valencia and Gipuzkoa could be consequence of better public policies in Basque Country in comparison to Valencian Community.<sup>26</sup> Taking as an example the minimum insertion income, we can observe that is an unequal policy across regions in Spain: for example, the same household could receive an insertion income of 945.88 € in Basque Country, while in Valencian Community it would be 434.88 €. <sup>27</sup> It is then crucial to implement social policies more equally across the country. In this line of action, Spanish Government proposed the vital minimum income as a national policy to ameliorate situations of poverty and exclusion.<sup>28</sup> However, political instability has not allowed the development of this proposal yet.

#### *AROPE risk factors in each cohort*

In our study, parental education and social class played an important role, as observed also in a recent European study<sup>23</sup> and in an EU report.<sup>6</sup> However, the role of parental education varied according to area: maternal and paternal education was related to AROPE in Valencia, but in Gipuzkoa only maternal education played a role. This may be because in Valencia occupation was highly related with education in mother and father, while these variables were only related in mothers in Gipuzkoa (data not shown), where men seem to be employed independently to their level of education.

Non-nuclear families, especially monomarental ones, are more vulnerable to income scarcity<sup>6,8,23</sup> because they also have less flexibility to distribute housework, childcare and paid work in comparison to a nuclear family.<sup>29</sup>

Foreign country of origin have shown trends of higher risk of poverty.<sup>8,23</sup> This gap is different across European countries, finding Norway and the Netherlands with the smallest differences between native and non-native citizens, and Spain with the greatest, followed by Greece and Italy.<sup>23</sup>

In Valencia, child poverty was also related to current paternal smoking (Table VI in Appendix 2 online). In INMA cohorts, smoking is highly related to social class and education.<sup>30</sup> Households living

in economic strain are more vulnerable to stress and anxiety,<sup>31,32</sup> and those with less tolerance to anxiety could have more difficulties for dropping tobacco.<sup>31</sup>

According to recent reports, one third of children in Spain are at risk of poverty or social exclusion.<sup>33,34</sup> The main factors of poverty are having a non-nuclear family,<sup>33,34</sup> and having non-native, and low educated parents.<sup>34,35</sup> However, it is also argued that the main tool to break the cycle of poverty is children's education.<sup>34</sup>

#### *Limitations of this work*

Firstly, lack of data on household income made necessary a data imputation, but sensitivity analysis showed no differences. Secondly, small numbers in some factors did not allow arising strong conclusions. Thirdly, AROPE was calculated considering medium and severe MP, instead of severe MP, but re-estimation did not changed prevalence greatly. Finally, representativeness of the sample was a problem to generalization; because sample selection was non-representative of population in Gipuzkoa and Valencia and because those families with less advantaged social positions tend to abandon the study follow-up.<sup>19</sup>

#### *Strengths of this work*

Firstly, AROPE is the gold standard for measuring poverty in EU. Secondly, we considered a wide range of variables depicting parental characteristics, and both parents were represented. Finally, although this work presented a cross-sectional design, the prospective nature of the INMA cohort study allow the use of data collected at different stages. Therefore, AROPE will be a key tool to be used as a social determinant for present but also upcoming health outcomes.

#### *Implications for policy makers*

It is crucial to foster the accessibility to education by the use of public scholarships and investments in public schools. Additionally, regulating and protecting labour market, would increase economic affluence. Moreover, increasing and equalizing economic policies such as minimum insertion income or developing recent proposals such as the minimum vital income, would reduce poverty and social exclusion. Finally, non-nuclear and foreign country of origin families would have a better support if some services were partially funded by the government, in order to equalize the lack of resources non-nuclear families have in comparison to nuclear families.

#### **What is known about the topic?**

Poverty is a powerful determinant on health, especially at young age. The At Risk of Poverty or Social Exclusion (AROPE) indicator is the European Union preferred indicator to measure poverty. Child poverty is conditioned by maternal and paternal characteristics.

#### **What does this study add to the literature?**

This is the first cohort study assessing AROPE in Spain, which was mainly related to parental education, maternal social class and country of origin, paternal smoking, and non-nuclear family. It is crucial to foster the accessibility to education, protect and improve labour market and economic and social support to non-nuclear families.

## Editor in charge

María-Victoria Zunzunegui.

## Transparency declaration

The corresponding author on behalf of the other authors guarantee the accuracy, transparency and honesty of the data and information contained in the study, that no relevant information has been omitted and that all discrepancies between authors have been adequately resolved and described.

## Authorship contributions

L. González contributed to the manuscript by data collection, analysis and data interpretation, drafting the manuscript for revision, approving the final version for publication, and responding for its precision and integrity. M. Estarlich, I. Larrañaga and M. Rebagliato contributed to the manuscript by designing the work, analysis and data interpretation, revising critically with important intellectual contributions, approving the final version for publication, and responding for its precision and integrity. M. Murcia contributed to the manuscript by analysis and data interpretation, revising critically with important intellectual contributions approving the final version for publication, and responding for its precision and integrity. F.B. Barreto contributed to the manuscript by data collection, revising critically with important intellectual contributions approving the final version for publication, and responding for its precision and integrity. L. Santa-Marina, E. Arranz, L. Cirugeda and S. Simó contributed to the manuscript by data interpretation, revising critically with important intellectual contributions approving the final version for publication, and responding for its precision and integrity.

## Acknowledgements

The authors would particularly like to thank all participants for their generous collaboration, and Esperanza Alabarta Domínguez for her support with the fieldwork. A full list of the INMA Project researchers is available at <http://www.proyectoinma.org>

## Funding

This study was funded by Grants from European Union (FP7-ENV-2011 code 282957 and HEALTH.2010.2.4.5-1), Spain: Instituto de Salud Carlos III (ISCIII) (Red INMA G03/176, CB06/02/0041; FIS-FEDER: PI03/1615, PI04/1509, PI04/1112, PI04/1931, PI05/1079, PI05/1052, PI06/0867, PI06/1213, PI07/0314, PI09/00090, PI09/02647, PI11/01007, PI11/02591, PI11/02038, PI13/1944, PI13/2032, PI13/02187, PI14/00891, PI14/01687, PI16/1288, and PI17/00663), Generalitat Valenciana: Fundación para el Fomento de la Investigación Sanitaria y Biomédica de la Comunitat Valenciana (FISABIO) (UGP 15-230, UGP-15-244, and UGP-15-249), Consorcio de Investigación Biomédica en Red de Epidemiología y Salud Pública (CIBERESP), Department of Health of the Basque Government (2005111093, 2009111069, 2013111089 and 2015111065), and the Provincial Government of Gipuzkoa (DFG06/002, DFG08/001 and DFG15/221) and annual agreements with the municipalities of the study area (Zumarraga, Urretxu, Legazpi, Azkoitia y Azpeitia y Beasain).

## Conflicts of interests

None.

## Appendix A. Supplementary data

Supplementary data associated with this article can be found, in the online version, at [doi:10.1016/j.gaceta.2019.11.002](https://doi.org/10.1016/j.gaceta.2019.11.002).

## References

- Karanikolos M, Heino P, McKee M, et al. Effects of the global financial crisis on health in high-income oecd countries: a narrative review. *Int J Health Serv.* 2016;46:208–40.
- Luque OG, Martínez UF, Lechuga ML. Objetivo Europa 2020. La reducción de la pobreza y la exclusión social en España. *Pap Rev Sociol.* 2016;101:503–26.
- European Commission. 1. Informe conjunto sobre la inclusión social en el que se resumen los resultados del examen de los planes nacionales de acción a favor de la inclusión social. Brussels: Asociación estatal de directores y gerentes en servicios sociales; 2003. Report No.: COM(2003)773 final.
- Evans GW. Childhood poverty and adult psychological well-being. *PNAS.* 2016;113:14949–52.
- European Commission. Europa 2020. Una estrategia para un crecimiento inteligente, sostenible e integrador. Brussels: European Commission; 2010. Report No.: COM(2010)2020 final.
- Eurostat. People at risk of poverty or social exclusion – Statistics Explained. 2018. (Accessed 09/26/2018.) Available at: [https://ec.europa.eu/eurostat/statistics-explained/index.php/People\\_at\\_risk\\_of\\_poverty\\_or\\_social\\_exclusion](https://ec.europa.eu/eurostat/statistics-explained/index.php/People_at_risk_of_poverty_or_social_exclusion).
- Faura-Martínez U, Lafuente-Lechuga M, García-Luque O. Riesgo de pobreza o exclusión social: evolución durante la crisis y perspectiva territorial/ Risk of Poverty or Social Exclusion: Evolution during the Economic Crisis and Territorial Perspective. *REIS.* 2016;156:59–76.
- Llano Ortiz JCL. El estado de la pobreza. Seguimiento del indicador de riesgo de pobreza y exclusión social en España 2008–2017. Madrid: European Anti-Poverty Network; 2018. p. 110. Report No.: 8.
- Llano Ortiz JCL. El estado de la pobreza. Seguimiento del indicador de riesgo de pobreza y exclusión social en España 2009–2016. Madrid: European Anti-Poverty Network; 2017. p. 116. Report No.: 7.
- Aguayo IH, Herráiz ED, Marques EM, et al. Child at risk of poverty or social exclusion: comparative view between Spain and Portugal in the European context. *Social Indicators Research.* 2016;129:961–78.
- Beil S, Kolb JP, Münnich R. Policy use of Laeken indicators. In: *Proceedings of the New Techniques and Technologies for Statistics 2011.* Brussels, Belgium. 2011.
- Flores M, García-Gómez P, Zunzunegui M-V. Crisis económica, pobreza e infancia. ¿Qué podemos esperar en el corto y largo plazo para los “niños y niñas de la crisis”? Informe SESPAS 2014. *Gac Sanit.* 2014;28 Supl 1:132–6.
- Rajmil L, Fernández de Sanmamed MJ, Choonara I, et al. Impact of the 2008 economic and financial crisis on child health: a systematic review. *Int J Environ Res Public Health.* 2014;11:6528–46.
- Rajmil L, Siddiqi A, Taylor-Robinson D, et al. Understanding the impact of the economic crisis on child health: the case of Spain. *Int J Equity Health.* 2015;14:95–104.
- Attree P. The social costs of child poverty: a systematic review of the qualitative evidence. *Children & Society.* 2006;20:54–66.
- Šoltés E, Šoltésová T. Occurrence of low work intensity in Slovakia in relation to assessment of poverty and social exclusion. In: *The 10th Professor Aleksander Zelias International Conference on Modelling and Forecasting of Socio-Economic Phenomena.* Zakopane, Poland. 2015.
- Iwacewicz-Orłowska A. Diversity of poverty in the chosen European Union countries within the period 2006–2014. *Zbornik Radova Ekonomskog Fakulteta u Rijeci: Casopis za Ekonomsku Teoriju i Praksu / Proceedings of Rijeka School of Economics.* *J Econ Bus.* 2016;34:481–503.
- Guxens M, Ballester F, Espada M, et al. Cohort profile: the INMA –Infancia y Medio Ambiente– (Environment and Childhood) Project. *Int J Epidemiol.* 2012;41:930–40.
- González L, Cortés-Sancho R, Murcia M, et al. The role of parental social class, education and unemployment on child cognitive development. *Gac Sanit.* 2018 Nov 1, pii: S0213-9111(18)30216-4.
- Verma V, Lemmi A, Betti G, et al. How precise are poverty measures estimated at the regional level? *Reg Sci Urban Econ.* 2017;66:175–84.
- Generalitat Valenciana. Municipios y comarcas. 2018. (Accessed 09/25/2018.) Available at: <http://www.pegv.gva.es/bdt>.
- Eurostat. PXWeb. 2018. (Accessed 09/25/2018.) Available at: [http://www.eurostat.eu/bankupx/pweb/es/spanish/-/PX\\_2381\\_rpf\\_rf18s.px/table/tableViewLayout1/?rid=54710f77-42c6-420c-a790-865705579574#axzz556N7wKW2](http://www.eurostat.eu/bankupx/pweb/es/spanish/-/PX_2381_rpf_rf18s.px/table/tableViewLayout1/?rid=54710f77-42c6-420c-a790-865705579574#axzz556N7wKW2).
- Bárcena-Martín E, Pérez-Moreno S. Immigrant–native gap in poverty: a cross-national European perspective. *Rev Econ Household.* 2017;15:1105–36.
- Llano Ortiz JCL. El estado de la pobreza. Seguimiento del indicador de riesgo de pobreza y exclusión social en España 2009–2015. Madrid: European Anti-Poverty Network; 2016. p. 276. Report No. 6.
- Eurofund. Working poor in Europe – Spain. 2018. (Accessed 09/21/2018.) Available at: <https://www.eurofound.europa.eu/publications/report/2010/working-poor-in-europe-spain>.
- García G, Barriga L, Ramírez JM, et al. Índice de desarrollo de los servicios sociales. Asociación Estatal de Directores y Gerentes en Servicios Sociales. 2015;16.

27. Ministerio de Sanidad, Servicios Sociales e Igualdad. Informe de rentas mínimas de inserción. Madrid: Ministerio de Sanidad, Servicios Sociales y Sanidad; 2015. 108 p.
28. Ministerio de Sanidad, Consumo y Bienestar Social. Estrategia nacional de prevención y lucha contra la pobreza y la exclusión social 2019–2023. Madrid: Ministerio de Sanidad, Consumo y Bienestar Social; 2019. 137 p.
29. Maldonado LC, Nieuwenhuis R. Family policies and single parent poverty in 18 OECD countries, 1978–2008. *Community Work Fam.* 2015;18:395–415.
30. Aurekoetxea JJ, Murcia M, Rebagliato M, et al. Second-hand smoke exposure in 4-year-old children in Spain: sources, associated factors and urinary cotinine. *Environ Res.* 2016;145:116–25.
31. Martínez-Vispo C, Becoña E. La sensibilidad a la ansiedad y el consumo de tabaco: una revisión. *Ansiedad Estrés.* 2016;22:118–22.
32. Shaw DS, Shelleby EC. Early-starting conduct problems: intersection of conduct problems and poverty. *Annu Rev Clin Psycho.* 2014;10:503–28.
33. Del Moral C. La infancia marca. Análisis de los derechos de los niños y las niñas durante los últimos 100 años de historia de España. Save the Children. 2019;72.
34. Save the Children. Pobreza infantil y exclusión social en Europa. Una cuestión de derechos. Brussels, Belgium: Save the Children; 2014. 44 p.
35. Bello A. Indicadores de bienestar infantil 2016. UNICEF, Comité Español. 2016;8.